

JIB & GANTRY CRANES

Bushman offers a complete line of quality- built jib cranes to meet the most demanding material handling requirements. There are various jib crane models from which to choose:

- Floor mounted pillar types
- Top and bottom-supported units
- Wall and column mounted versions
- Manual and motorized rotation models

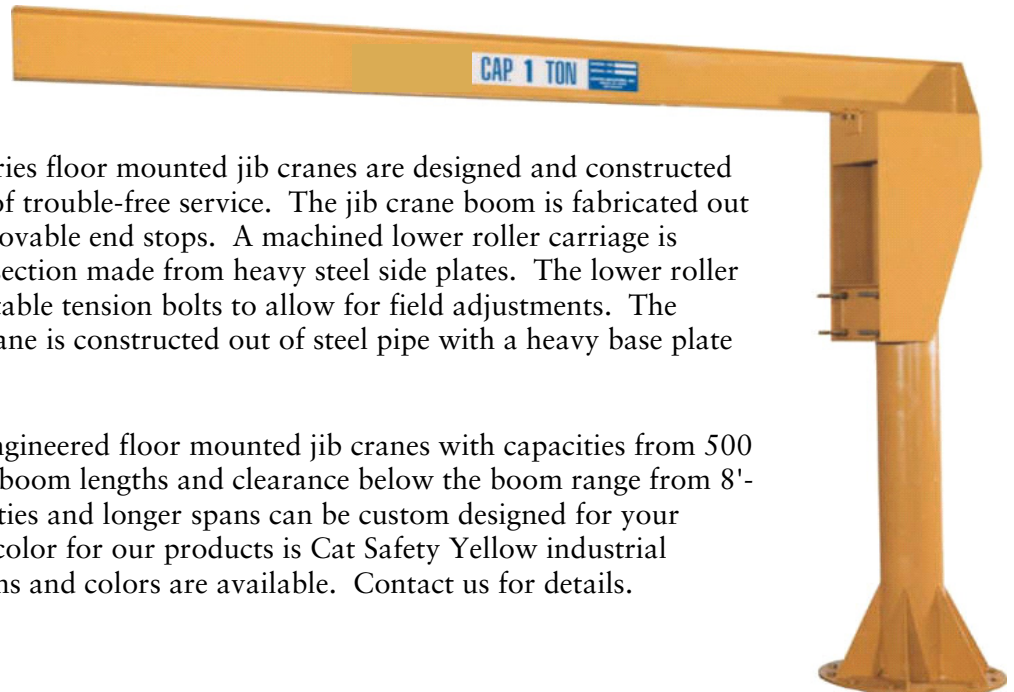
Built to the highest industry standards, Bushman jib cranes have earned a reputation for ruggedness and durability. Capacities are based on the live load at the hoist hook making allowances for hoist and trolley weights, and impact loads.



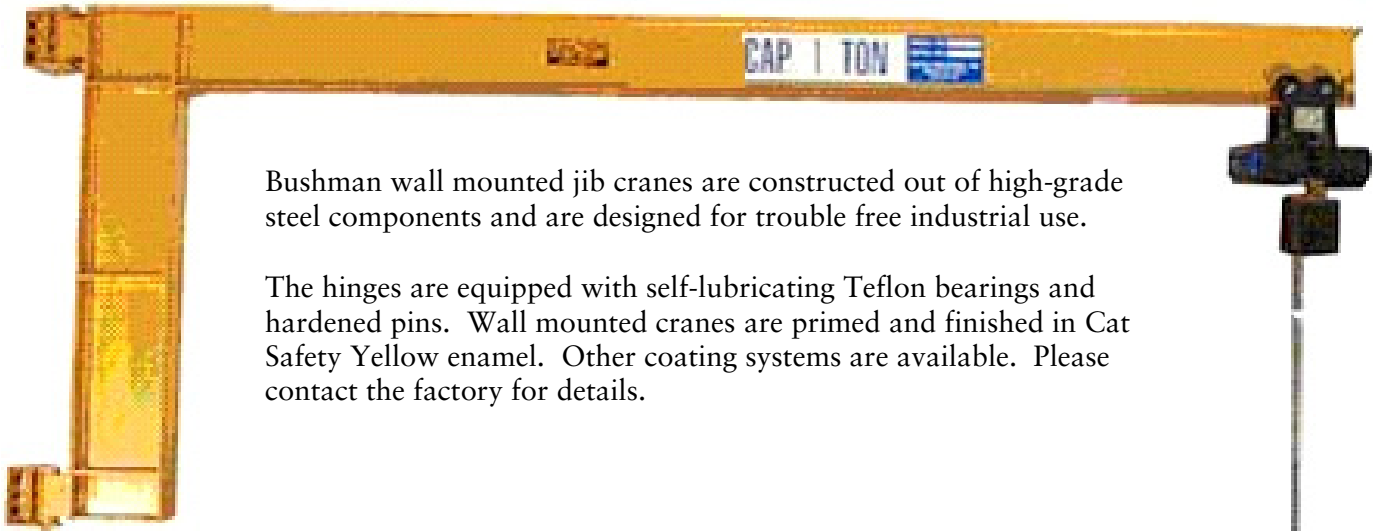
A-SERIES & B-SERIES FLOOR MOUNTED JIB CRANES

Bushman's A-Series and B-Series floor mounted jib cranes are designed and constructed for industrial use with years of trouble-free service. The jib crane boom is fabricated out of a steel I-beam and has removable end stops. A machined lower roller carriage is housed in the jib crane head section made from heavy steel side plates. The lower roller carriage is mounted on adjustable tension bolts to allow for field adjustments. The support column for the jib crane is constructed out of steel pipe with a heavy base plate and reinforcing gussets.

We have a large line of pre-engineered floor mounted jib cranes with capacities from 500 to 10,000 pounds. Standard boom lengths and clearance below the boom range from 8'-0" to 20'-0". Heavier capacities and longer spans can be custom designed for your requirements. The standard color for our products is Cat Safety Yellow industrial enamel. Other coating systems and colors are available. Contact us for details.

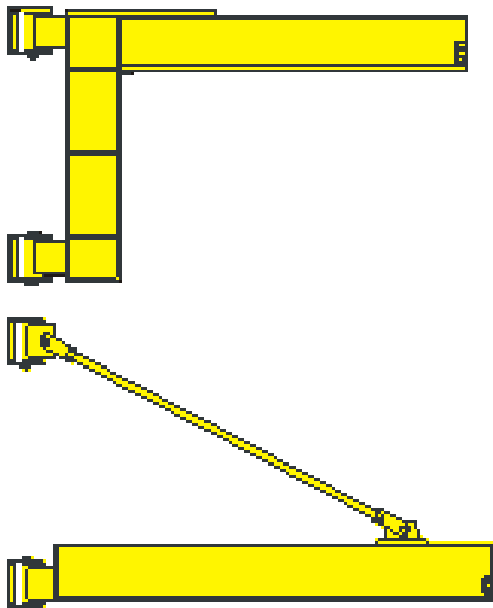


WALL MOUNTED JIB CRANES



Bushman wall mounted jib cranes are constructed out of high-grade steel components and are designed for trouble free industrial use.

The hinges are equipped with self-lubricating Teflon bearings and hardened pins. Wall mounted cranes are primed and finished in Cat Safety Yellow enamel. Other coating systems are available. Please contact the factory for details.



Full Cantilevered Wall Mounted Jib Crane (WMCC)

This style of wall mount is ideal when maximum headroom is needed for your lifting application. The boom has 180 degrees of manual rotation. Contact the factory for other options and accessories.

Overbraced Tie Rod Wall Mounted Jib Crane (WMC)

The overbraced tie rod wall mount provides economical hook coverage with 180-degree manual rotation. The tie rod has threaded ends and will allow easy field adjustments. Assembly required at installation.

PORTABLE JIB CRANES

Bushman's fully portable jib crane eliminates any need for costly site preparation and the footing expenses that are required by conventional floor mounted jib cranes.

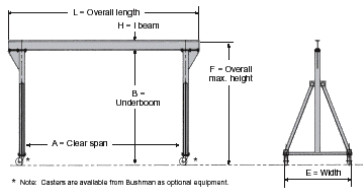
This portable jib crane can be easily moved around the shop with a fork truck, allowing it to be used for multiple applications and then stored out of the way.

Standard portable jib cranes are available in capacities of 250, 500 and 1,000 pounds. Boom lengths up to 14 feet are available.



PORTABLE GANTRY CRANES

Fixed Height Gantry Cranes

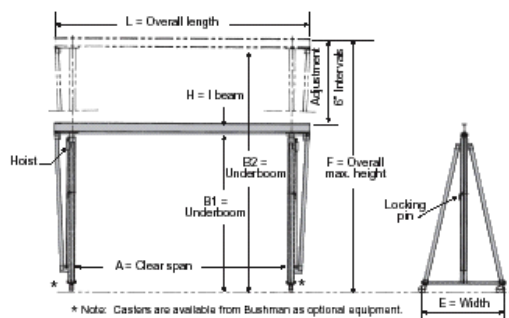


Gantry cranes are ideal for use in aircraft, automotive, and marine repair shops. They also work well in warehouses, machine shops, and loading areas. Gantry cranes are supplied with four roller-bearing steel wheels for easy maneuverability. The structural steel legs are welded together at the factory and require some assembly before use.

Custom designs are also available on request.



Telescoping Gantry Cranes




Telescoping gantries provide an adjustable mechanism for raising and lowering the beam to suit specific clearance requirements.

The beam is raised and lowered by ratchet lever chain hoists attached to each leg. Locking pins are inserted in the legs at the desired height to provide a safe means of load support. The height of the crane cannot be adjusted under load.

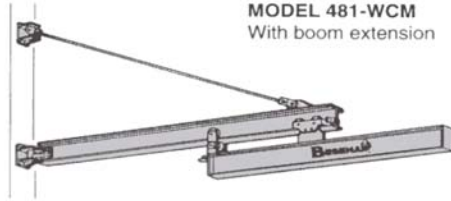
Telescoping gantry cranes are available with capacities up to five tons, spans to 30 feet and maximum under boom heights to 18 feet.



CUSTOM DESIGNED JIB CRANES



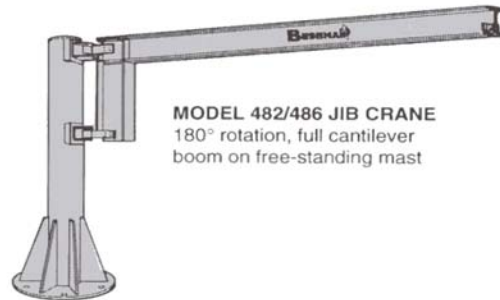
MODEL M480 MOTORIZED JIB CRANE
10-ton capacity, 35' span,
20' underboom



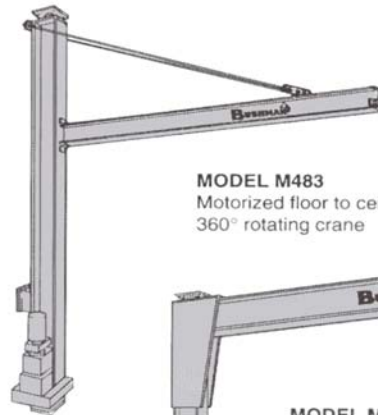
MODEL 481-WCM
With boom extension



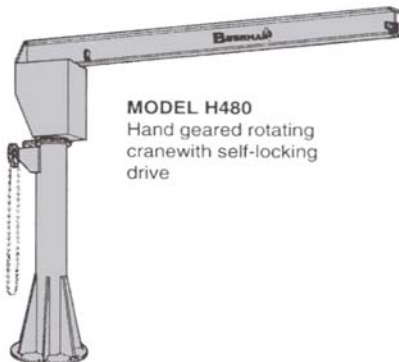
MODEL 482-D
Two booms on single
free-standing mast



MODEL 482/486 JIB CRANE
180° rotation, full cantilever
boom on free-standing mast



MODEL M483
Motorized floor to ceiling
360° rotating crane



MODEL H480
Hand geared rotating
crane with self-locking
drive



MODEL M484 CMFC
Motorized rotation,
full cantilever floor to
ceiling crane

USA
Bushman Equipment Inc.
P.O. Box 309
Butler, WI 53007-0309

W133 N4960 Campbell Drive
Menomonee Falls, WI 53051

Phone: (800) 338-7810
(262) 790-4200
Fax: (262) 790-4202

CANADA
Avon Engineering

1680 Brampton Street
Hamilton, ON L8H 3S1

Phone: (800) 844-8117
(905) 689-7994
Fax: (905) 689-8472