

Custom Designed Material Handling Solutions



Tong Grab

OPERATOR SAFETY MANUAL

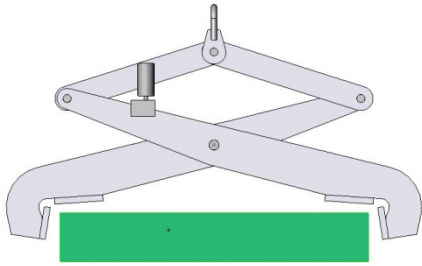


PO Box 309
Fax: 262-790-4202

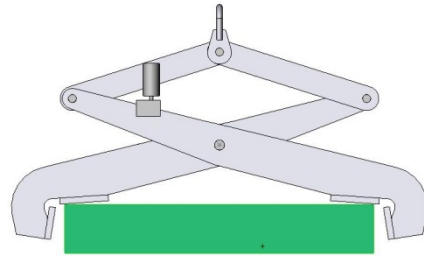
Butler, WI 53007-0309
Custinfo@bushman.com

Phone: 262-790-4200 Toll Free: 800-338-7810
www.Bushman.com

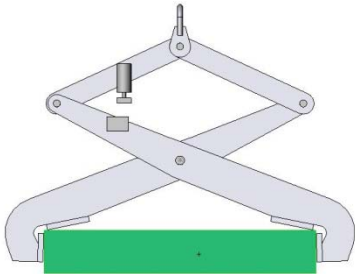
OPERATING INSTRUCTIONS



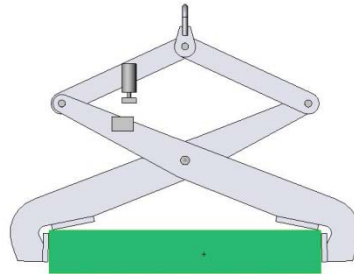
- A. With grab open and latch engaged in locked position, move over material or object to be picked up.



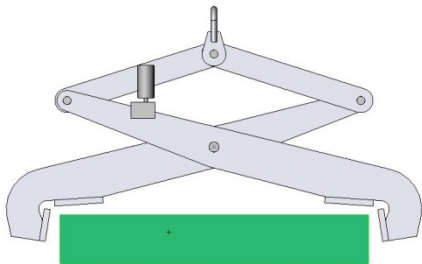
- B. Lower grab onto material. With grab on material, and hoist tension relieved, latch automatically disengages from locked position.



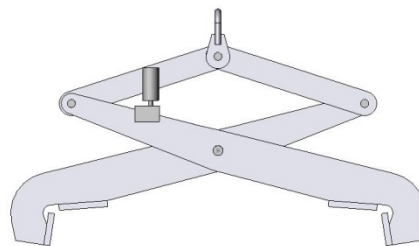
- C. Raise hoist to allow grab pads to close on material.



- D. Move load to desired location.



- E. To release load, lower grab and material to ground, or stack. Allow hoist to lower to relieve tension. Latch will automatically relock grab into open position.



- F. Raise hoist and move grab away.

Maintenance:

Tong grabs are relatively trouble free and require little maintenance. The latch rod end and its mating part (latch angle) should be inspected periodically for wear.

Lubrication:

It is not necessary to lubricate any parts of tong grabs unless grease fittings are provided. Caution: Do not lubricate the latch mechanism since the lubricant may gum up and cause the latch to malfunction.

Safety Decals:

Safety decal should be maintained in clean and legible condition. Please call Bushman AvonTec (262) 790-4200 to obtain free replacement decals and an ISS sheet that indicates the proper location for each decal.

RECORD OF INSPECTION AND MAINTENANCE			
Date	Inspection or Maintenance Procedure	Findings	Initials