

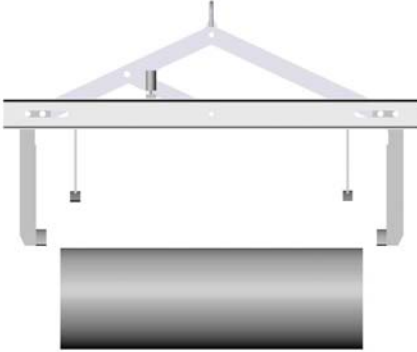
Roll and Rack Grabs

OPERATOR SAFETY MANUAL

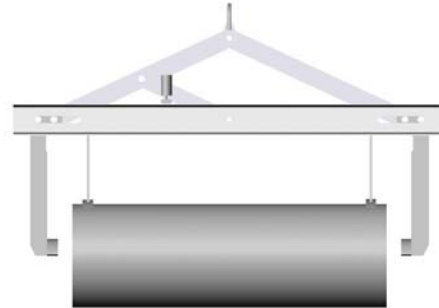


Operation Instructions

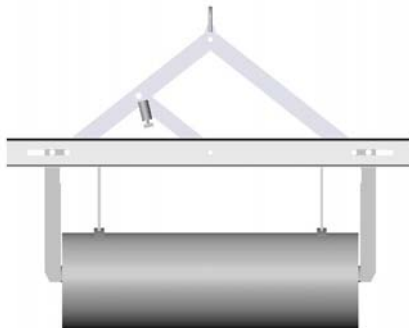
- A. Move open grab with latch engaged in locked position, to material or object to be picked up.



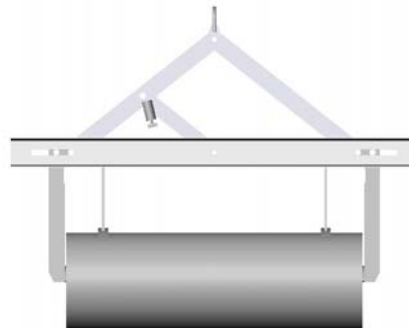
- B. Lower grab onto material. With grab resting on material, and hoist tension relieved, latch automatically disengages from locked position.



- C. Raise hoist to allow grab pads to close on material and grab pins/lips will engage.

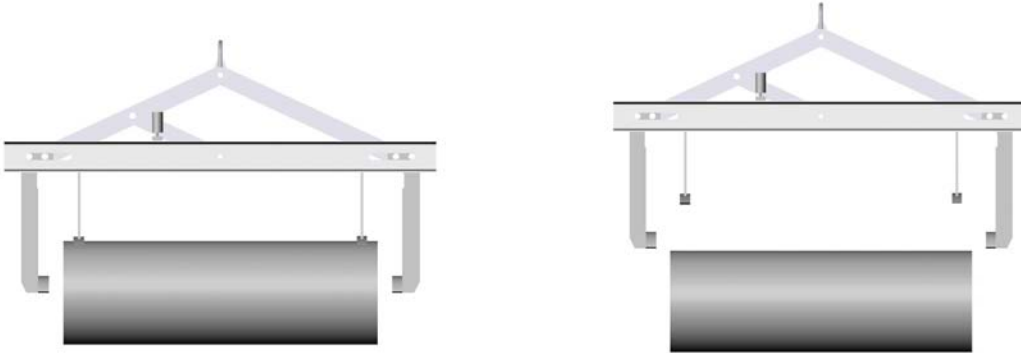


- D. Move load to desired location



- E. To release load, lower grab and material to ground, or stack. Allow hoist to lower to relieve tension. Latch will automatically relock grab into open position.

- F. Raise hoist and move grab away.

**Maintenance:**

Roll and Bar-Rack grabs are relatively trouble free and require little maintenance. The latch rod end and its mating part (latch angle) should be inspected periodically for wear.

Lubrication:

It is not necessary to lubricate any parts of tong grabs unless grease fittings are provided. Caution: Do not lubricate the latch mechanism since the lubricant may gum up and cause the latch to malfunction.

Safety Decals:

Safety decal should be maintained in clean and legible condition. Please call Bushman AvonTec at (262) 790-4200 or 800-33807810 to obtain free replacement decals and an ISS sheet that indicates the proper location for each decal.

